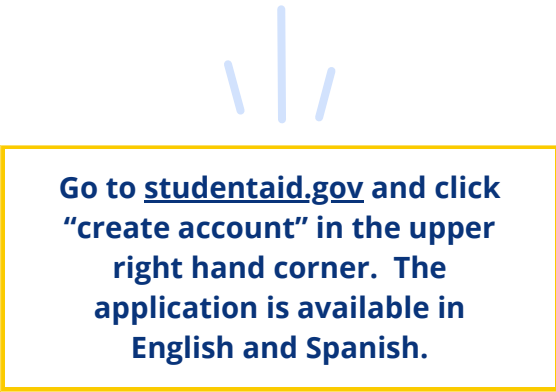


FSA ID How-to guide

Creating an FSA ID is the first step in completing the FAFSA

What is an FSA ID?

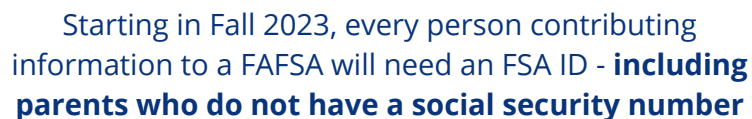
The Federal Student Aid (FSA) ID is a **username** and **password** that is required to log in and access all Federal Student Aid websites, including the **FAFSA**. The FSA ID also serves as a **legal signature** when you submit your FAFSA.



Go to studentaid.gov and click “create account” in the upper right hand corner. The application is available in English and Spanish.

Who should create an FSA ID?


You and **one or both of your parents** must create an FSA ID **before** starting the FAFSA. If you are an independent student, you will not need to have your parent create an FSA ID. If you have a sibling who attended college before you, your parent may already have an FSA ID.



Starting in Fall 2023, every person contributing information to a FAFSA will need an FSA ID - **including parents who do not have a social security number**

What information do I need to create an FSA ID?

- Full name and social security number, as they appear on social security card (if applicable)
- Date of birth
- Valid email address & phone number
- Immediate access to your email account
- Your residential address



Save your FSA ID username and password somewhere safe.

FSA ID How-to guide

Application process

Step 2 of 7
Account Information

Because financial aid agreements are legally binding, you can't create an account for someone else, even another family member. Parents and students must create their own accounts.

Username

Email Address

Confirm Email Address

Password Show Password

Uppercase
 Lowercase
 Number
 No characters

Confirm Password Show Password

Create a password that you don't use for other accounts, and one that does not contain your name, date of birth, or social security number.

Select your communication preferences for all communications from Federal Student Aid websites.

Step 4 of 7
Communication Preferences

Required Communications

The U.S. Department of Education (ED) and its federal student loan servicers will need to send you required communications and documents related to your federal student aid, such as student loan disclosures and interest statements.
I want to receive these communications:

By email **Recommended**

By selecting this option, you agree to receive required communications by email and confirm you have reviewed and agree to FSA's [Terms and Conditions](#).

By postal mail

Informational Communications

ED and its federal student loan servicers want you to feel confident about the financial aid and student loan process. To help with this, we will sometimes send out information about programs you may be eligible for, such as grant programs, student loan forgiveness programs, income-based repayment plans, and more.
I want to receive these communications:

By email
 By text message

How do I make the challenge questions?

You will need to select four challenge questions from a dropdown list and provide answers. If you forget your username or password, you may need to answer the challenge questions to access your account.

Step 5 of 7
Challenge Questions

Challenge questions and answers are used to retrieve your username or password if you forget them or if you need to unlock your account.
Note: Answers are not case-sensitive.

Challenge Question 1

Question

Answer Show Answer

Challenge Question 2

Question

Answer Show Answer

Challenge Question 3

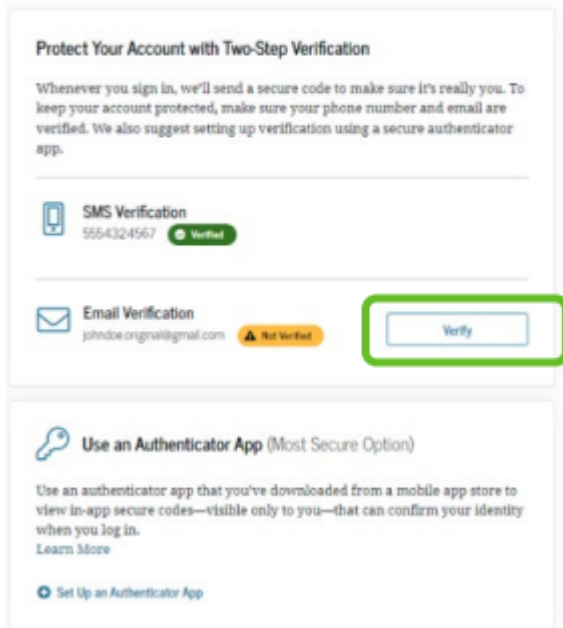
Question

Answer Show Answer

FSA ID How-to guide

Using and troubleshooting your FSA ID account

Step 7 of 7
Enable Two-Step Verification



Can I edit my FSA ID?

Yes. If your personal information changes or you would like to update anything on your account, you can make changes by logging in at studentaid.gov and selecting “settings” under your account information.

Set up two-step verification to keep your personal information more secure

What if I forget my FSA ID username or password?

You can [retrieve your username](#) or [reset your password](#) by having a secure code sent to your phone/email. You may also answer your challenge questions, but this options comes with a 30-minute waiting period before you can use your account again.

Make sure the information in the FAFSA parent section (SSN, name & date of birth) matches the information on your parent's FSA ID account.

What do I do if I need help?

Contact the Federal Student Aid Information Center by going to <https://studentaid.gov/help-center/contact>